


PESP SERIES SURGE PROTECTION FOR PV

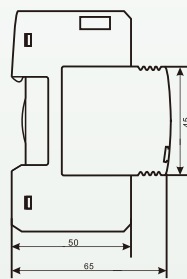
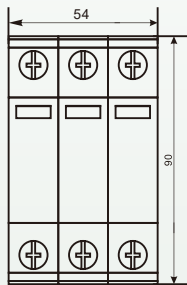


The photovoltaic grid-connected low voltage power lines may be subject to over-voltages on different networks: surge protectors are required or mandatory on the input of the PV inverter or the input of the PV modules.

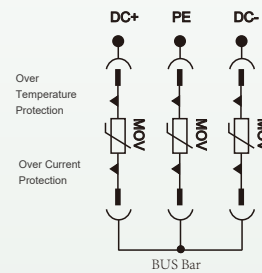
- Type 2 Surge Protector for Photovoltaic
- I_{max} : 40 kA
- No leakage, no operating currents
- EN 50539-11 compliance
- TUV and CE approved
- Remote signaling (optional)

PESP-1000
↓
Rated Voltage

DIMENSIONS



WIRING DIAGRAM



TECHNICAL DATA

Model		PESP-1000
Maximum PV voltage	U_{ocstc}	PV network 1000 Vdc
Connection mode		+/-/PE
Maximum operating voltage	U_{cpv}	1000 Vdc
Current withstand short circuit PV	I_{scpv}	500 A
Residual current - Leakage current at U_{cpv}	I_{pe}	None
Nominal discharge current - 15 x 8/20 μ s impulses	I_n	20 kA
Max. discharge current -max. withstand @ 8/20 μ s by pole	I_{max}	40 kA
Protection level CM/DM @ I_n	U_p	3.5kV
Thermal disconnecter		Internal
Dimensions		See diagram
Connection to Network		Screw terminals: 2.5-25mm ²
Disconnection indicator		Green: normal, Red: fail
Remote signaling of disconnection		Option
Mounting		Symmetrical rail 35 mm (EN60715)
Operating temperature		-40/+85°C
Protection rating		IP20
Housing material		Thermoplastic UL94-V0
Standards compliance		EN50539-11
Certification		CE, TUV